

POD.003 Meeting Pod

The **MEETING POD** is designed to provide a private and independent space in an open environment. It can be used for temporary office, chat meeting or personal leisure. The closed space can effectively reduce sound and ensure information privacy.

euroseats

POD.003

MEETING POD

Product Size (WxDxH)
1100 x 1000 x 2300 mm
43.3" x 39.4" x 90.6"

Inner Size (WxDxH)
994 x 895 x 2104 mm
39.1" x 35.2" x 82.8"

Pod Load Capacity
150kg / 330lbs

Sound Insulation
25dB

G.W. / N.W.
444kg / 338kg
979lbs / 745lbs

Build-in Desk Size
800 x 360 x 25 mm / 31.5" x 14.2" x 1"

Desk Load Capacity
20kg / 44lbs

Installation Time
40 minutes, 2 people

Device Charging
USB-C/USB-A 65W fast charging

Q40'HQ	Q40'GP	Q20'ft
38	19	9



Features



Adjustable-speed
low-noise fan

Occupancy light

Built-in lighting



Touch Control Panel
+ Integrated Socket
65W fast charging with network port

Sensor

Desk

Chenille wrapped
fabric exterior

Magnetic door

Wooden door handle

5+0.76+5mm Laminated glass

Chenille wrapped
fabric interior

Aluminum frame

Air outlet

Carpet



Adjustable foot pads
and casters

Features



Status indicator light

Red for in-use status, off for idle status.



Ventilation system

Low-voltage low-noise fan, real-time cabin air circulation, manual speed control.



Built-in strip light

Provide cabin lighting requirements.



Fixed tabletop

Large storage space with card slot and cup holder for electronics and tools.

Structure Material

Wall



Laminated Glass

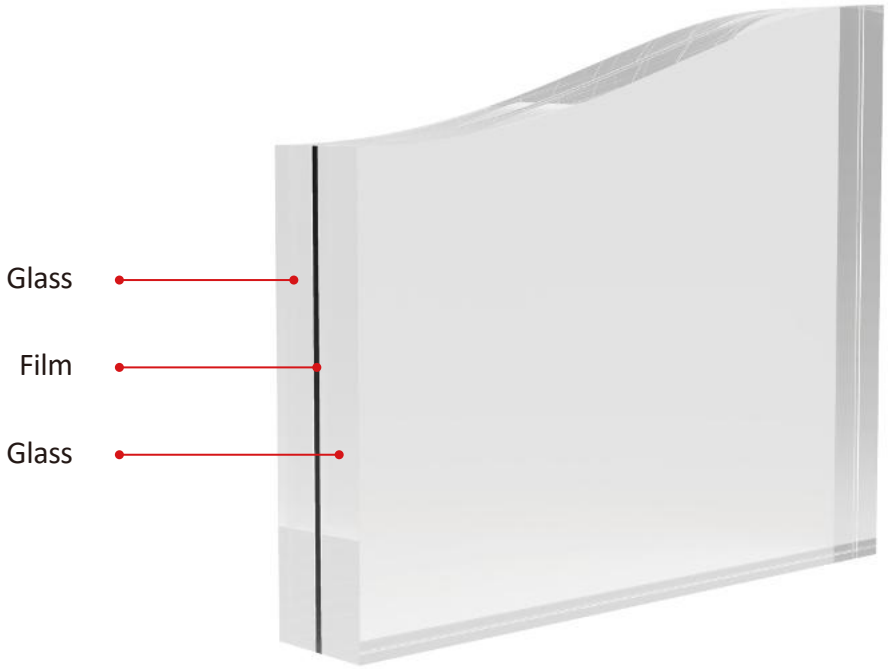

Installation Steps

1. Install the base plate



2. Install the right-side wall panel



3. Place the left-side wall panel



4. Fold and install the top plate



5. Install the rear door frame



6. Install the front door frame



7. Install electrical components and sound-absorbing cotton



8. Install internal furniture



Color Schemes

Interior / Exterior Finish Color

Fabric







Usage Scenario



Usage Scenario

